

Results per apparatus (qualification) - Qualified finalists

EYOF qualification WOMEN

Utrecht 2013



17-Jul-2013

I		Apparatus:		Rank	Result	Leg	D	E	N	Rslt	Performance
126	DOWNIE, Elissa	GBR		1	14.500	1	5.8	9.000	0.0	14.800	Q
						2	5.0	9.200	0.0	14.200	
127	MATTIS, Tyesha	GBR		2	14.375	1	5.8	8.950	0.0	14.750	Q
						2	5.0	9.000	0.0	14.000	
162	JURCA, Laura	ROU		3	14.225	1	5.8	8.800	0.1	14.500	Q
						2	5.0	8.950	0.0	13.950	
175	LARSSON, Emma	SWE		4	13.950	1	5.3	8.850	0.0	14.150	Q
						2	5.2	8.550	0.0	13.750	
113	DEREK, Ana	CRO		5	13.950	1	5.2	8.800	0.0	14.000	Q
						2	4.8	9.100	0.0	13.900	
130	JANAS, Kim	GER		6	13.925	1	5.0	9.000	0.0	14.000	Q
						2	4.6	9.250	0.0	13.850	
141	RIZZELLI, Martina	ITA		7	13.850	1	5.3	8.600	0.0	13.900	Q
						2	5.0	8.800	0.0	13.800	
180	FEDOROVA, Yana	UKR		8	13.800	1	5.0	9.050	0.0	14.050	Q
						2	4.4	9.150	0.0	13.550	
164	KHARENKOVA, Maria	RUS		9	13.775	1	5.0	8.950	0.0	13.950	R1
						2	4.7	8.900	0.0	13.600	
165	BONDAREVA, Maria	RUS		10	13.550	1	5.0	8.850	0.0	13.850	R2
						2	4.4	8.850	0.0	13.250	
123	VANHILLE, Louise	FRA		11	13.500	1	5.0	8.800	0.0	13.800	R3
						2	4.4	8.900	0.1	13.200	


Results per apparatus (qualification) - Qualified finalists

EYOF qualification WOMEN

Utrecht 2013



17-Jul-2013

	Apparatus: Uneven Bars		Rank	Result	D	E	N	Rslt	
123	VANHILLE, Louise	FRA	1	13.600	5.6	8.000	0.0	13.600	Q
166	KUZMINA, Victoria	RUS	2	13.600	5.8	7.800	0.0	13.600	Q
127	MATTIS, Tyesha	GBR	3	13.400	5.7	7.700	0.0	13.400	Q
142	UGRIN, Tea	ITA	4	13.300	5.9	7.400	0.0	13.300	Q
141	RIZZELLI, Martina	ITA	5	13.250	5.6	7.650	0.0	13.250	Q
109	HRYHORYEVA, Dayana	BLR	6	13.100	5.2	7.900	0.0	13.100	Q
126	DOWNIE, Elissa	GBR	7	13.100	5.3	7.800	0.0	13.100	Q
175	LARSSON, Emma	SWE	8	13.100	5.4	7.700	0.0	13.100	Q
174	SINGMUANG, Kim	SWE	9	13.050	5.3	7.750	0.0	13.050	R1
124	MARTIN, Claire	FRA	10	12.950	4.9	8.050	0.0	12.950	R2
104	FRANSOLET, Bérengère	BEL	11	12.900	5.2	7.700	0.0	12.900	R3


Results per apparatus (qualification) - Qualified finalists

EYOF qualification WOMEN

Utrecht 2013



17-Jul-2013

	Apparatus: Balance Beam		Rank	Result	D	E	N	Rslt	
164	KHARENKOVA, Maria	RUS	1	15.050	6.4	8.650	0.0	15.050	Q
165	BONDAREVA, Maria	RUS	2	14.850	6.0	8.850	0.0	14.850	Q
161	IRIDON, Andreea	ROU	3	14.550	5.9	8.650	0.0	14.550	Q
130	JANAS, Kim	GER	4	14.450	5.8	8.650	0.0	14.450	Q
153	THORSODDOTTIR, Eythora	NED	5	14.150	5.6	8.550	0.0	14.150	Q
162	JURCA, Laura	ROU	6	14.050	5.7	8.350	0.0	14.050	Q
124	MARTIN, Claire	FRA	7	13.950	5.8	8.150	0.0	13.950	Q
123	VANHILLE, Louise	FRA	9	13.900	5.7	8.200	0.0	13.900	Q
127	MATTIS, Tyesha	GBR	10	13.850	5.5	8.350	0.0	13.850	Q
126	DOWNIE, Elissa	GBR	11	13.750	5.3	8.450	0.0	13.750	R1
143	MORI, Lara	ITA	12	13.600	5.3	8.300	0.0	13.600	R2
179	YILMAZ, Tutya	TUR	13	13.600	5.5	8.100	0.0	13.600	R3


Results per apparatus (qualification) - Qualified finalists

EYOF qualification WOMEN

Utrecht 2013



17-Jul-2013

	Apparatus: Floor		Rank	Result	D	E	N	Rslt	
164	KHARENKOVA, Maria	RUS	1	13.850	5.7	8.150	0.0	13.850	Q
130	JANAS, Kim	GER	2	13.700	5.6	8.100	0.0	13.700	Q
163	ZARZU, Silvia	ROU	3	13.600	5.6	8.000	0.0	13.600	Q
161	IRIDON, Andreea	ROU	4	13.550	5.3	8.250	0.0	13.550	Q
128	TINKLER, Amy	GBR	5	13.400	5.4	8.000	0.0	13.400	Q
154	TITARSOLEJ, Mara	NED	6	13.350	5.4	7.950	0.0	13.350	Q
175	LARSSON, Emma	SWE	7	13.300	5.5	7.800	0.0	13.300	Q
142	UGRIN, Tea	ITA	8	13.200	5.3	8.000	0.1	13.200	Q
165	BONDAREVA, Maria	RUS	9	13.200	5.3	8.000	0.1	13.200	R1
124	MARTIN, Claire	FRA	10	13.150	5.2	8.050	0.1	13.150	R2
141	RIZZELLI, Martina	ITA	11	13.100	5.2	7.900	0.0	13.100	R3

Results per apparatus (qualification) - Qualified finalists

EYOF qualification WOMEN

Utrecht 2013



17-Jul-2013